

**‘Discipline is choosing between
what you want now and what
you want most’**

The Year 11 Dilemma



Grading new GCSEs from 2017

New grading structure	Current grading structure
9	A*
8	
7	
6	B
⑤ STRONG PASS	
④ STANDARD PASS	
3	D
2	E
1	F
	G
U	U



Doddle Parent - Log in



Email



Password

Log in

[Create account](#) | [Forgotten your password?](#)

Looking for **DODDLE** as a student or teacher?

[Click here](#)

PIXL Maths App

Become confident. Become aware of your strengths and areas to develop.

Diagnose, Therapy and Test.

Get started

AVAILABLE PLATFORMS FOR THE GCSE MATHS APP



Desktop Flash App

Desktop/Laptop Website

Available in all [Flash enabled browsers](#).



Apple App Store

Mobile/Tablet

Available for iPhone and iPad running iOS7 and above.



Google Play Store

Mobile/Tablet

Available for all compatible Android devices running Android 4.4 and above.



Amazon App Store

Mobile/Tablet

Available for all compatible Android devices running Android 4.4 and above.

HOW TO GET STARTED



PHS_EngDept

English Language




Paper 1: Creative Reading and Writing **Tuesday 5th June**

Paper 2: Non-Fiction Reading and Writing **Friday 8th June**

English Literature

Paper 1: Macbeth and Jekyll & Hyde **Tuesday 22nd May**

Paper 2: An Inspector Calls and Poetry **Friday 25th May**



How to revise successfully for English?

- ✓ Remember that they are revising for two separate, and very different, GCSEs so they need to ensure that their revision time reflects this;
- ✓ Update the Lang and Lit revision logs over Easter to pass on to their teacher;
- ✓ Re-read GCSE texts; watch the films; talk about each of them regularly;
- ✓ Access Twitter for regular revision tasks over Easter;
- ✓ Use Doodle for quick quizzes and knowledge re-caps;
- ✓ Use their revision folders to select practice questions to complete;
- ✓ Attend Supported Study sessions to gain feedback on any revision that they complete.

Revision guides are available for all elements of both GCSEs. We recommend the York Notes series and CGP books for the 9-1 course

19/3 57 DAYS TO GO!	20/3 56 DAYS TO GO!	21/3 55 DAYS TO GO!	22/3 54 DAYS TO GO!	23/3 53 DAYS TO GO!	24/3 52 DAYS TO GO!	25/3 51 DAYS TO GO!
26/3 50 DAYS TO GO!	27/3 49 DAYS TO GO!	28/3 47 DAYS TO GO!	29/3 46 DAYS TO GO!	30/3 Good Friday 45 DAYS TO GO!	31/3 44 DAYS TO GO!	1/4 Easter Sunday 43 DAYS TO GO!

2/4 42 DAYS TO GO!	3/4 41 DAYS TO GO!	4/4 40 DAYS TO GO!	5/4 39 DAYS TO GO!	6/4 38 DAYS TO GO!	7/4 37 DAYS TO GO!	8/4 36 DAYS TO GO!
9/4 35 DAYS TO GO!	10/4 34 DAYS TO GO!	11/4 33 DAYS TO GO!	12/4 32 DAYS TO GO!	13/4 31 DAYS TO GO!	14/4 30 DAYS TO GO!	15/4 29 DAYS TO GO!

Days left until 1st EXAM



16/4 INSET 28 DAYS TO GO!	17/4 27 DAYS TO GO!	18/4 26 DAYS TO GO!	19/4 25 DAYS TO GO!	20/4 24 DAYS TO GO!	21/4 23 DAYS TO GO!	22/4 22 DAYS TO GO!
23/4 21 DAYS TO GO!	24/4 20 DAYS TO GO!	25/4 19 DAYS TO GO!	26/4 18 DAYS TO GO!	27/4 17 DAYS TO GO!	28/4 16 DAYS TO GO!	29/4 15 DAYS TO GO!
30/4 14 DAYS TO GO!	1/5 13 DAYS TO GO!	2/5 12 DAYS TO GO!	3/5 11 DAYS TO GO!	4/5 10 DAYS TO GO!	5/5 9 DAYS TO GO!	6/5 8 DAYS TO GO!
7/5 7 DAYS TO GO!	8/5 Product Design Innovation Challenge 6 DAYS TO GO!	9/5 Product Design Innovation Challenge 5 DAYS TO GO!	10/5 4 DAYS TO GO!	11/5 3 DAYS TO GO!	12/5 2 DAYS TO GO!	13/5 1 DAY TO GO!
14/5 Religious Studies – Buddhism and Christianity (PM) ICT and Computing (AM) FIRST EXAM IN HALL	15/5 French Listening & Reading (AM) Biology (PM)	16/5 PE (AM) Religious Studies (PM)	17/5 Chemistry (AM) Computer Science (PM)	18/5 French Writing (AM) PE (PM) Drama (PM)	19/5	20/5
21/5	22/5 English Lit Paper One (AM) Geography Paper One (PM)	23/5 Physics (AM)	24/5 Maths Paper One (AM)	25/5 English Literature Paper Two (AM) D&T Unit One (PM)	26/5	27/5

Being Equipped

Exams require equipment. You MUST be prepared!

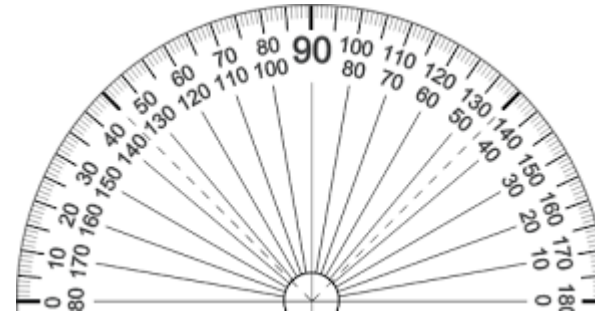
Black pens – get something you like writing with!



Highlighter



Protractor




Scientific Calculator



Water Bottle with label removed



Set Square



Ruler



Pair of Compasses



See-through Pencil Case



Pencils



7. **Teach someone else.** Want to test your knowledge without completing an exam response? Find someone to explain a topic to. If you can make them understand then you must have grasped it!



8. **Use exam style questions in exam conditions** to truly test yourself. Your teachers will have shown you where you can find example questions. They may have even set some on Doodle to use. *Try questions in timed conditions* without your notes to truly see how effective your revision is. Once finished *review your response* using your notes. Write a list of everything you could have included yet missed out.



9. **Sleep well.** Remember that a well-rested brain is best for revision. Have a '*digital detox*' before bed, if you can't stay away from your phone at least set the screen to 'night mode'. Swap TV before bed for something else, an audiobook, an old book you know well... *Avoid caffeine after 4pm!* Commit to some *small adjustments* to your lifestyle rather than trying to change everything at once! Exchange your phone for a cheap alarm clock to avoid the temptation of using it late on.



10. **Be competitive!** Use the *PiXL maths app* and aim to get in the top ten! There is a link between those who used the app heavily last year and achieving a great grade in maths. It is great at helping you focus on the areas you find most difficult and also contains brilliant help clips.




11. **Exercise.** Ok, for some people this is easy, they might already *run, swim or go to the gym regularly*. For the rest of us a *good walk* is great! Choose a destination about 20 mins away and walk there. Whilst you walk tell yourself that you can only think positive thoughts (I am good at... I am thankful for...). On the walk back start to address your problems, the only catch is the topic must be 'things I can do to solve my problems'. When you get back take a couple of minutes making a note of your thoughts and ideas.

12. **Make it happen.** If anyone tells you its easy, they are probably lying! It will take hard work to really be ready for your exams. Remember there are 240ish people in our school going through the same experience. It is our common goal in school to get you through with the best possible outcomes. Your teachers want this as much as you! The only catch is it is really only YOU that can **MAKE IT HAPPEN!**

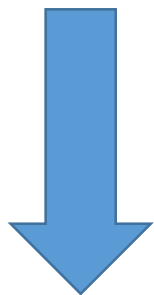




1. Summarise



2. Revise



3. Test Yourself



Reduce the content down. Use a highlighter to select the important content then create:

- **Cue Cards**
- **Mindmaps**
- **Revision Clocks**
- **Points as Pictures**
- **Key Terms and Definitions**

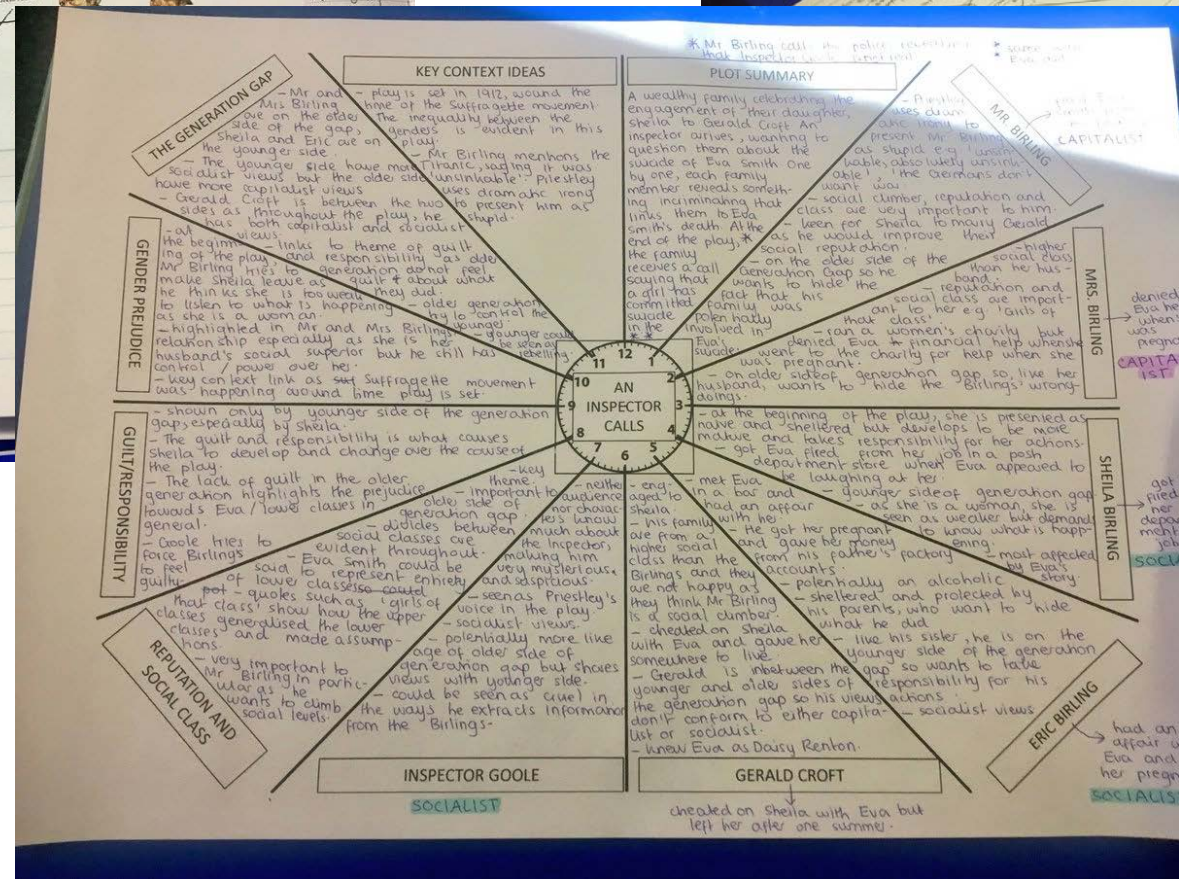
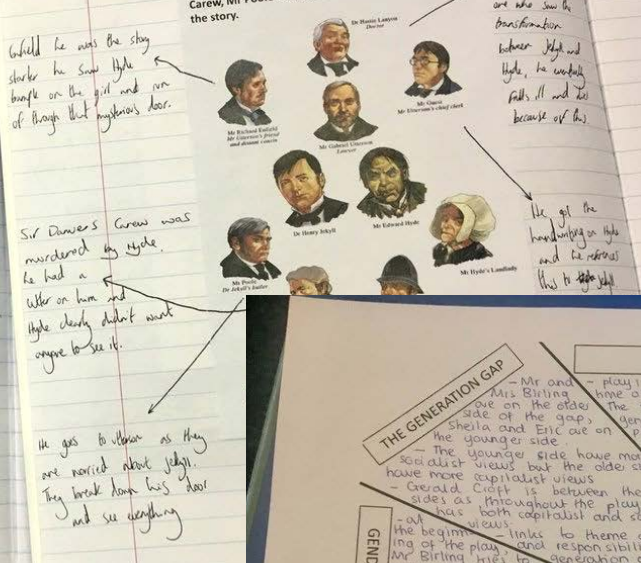
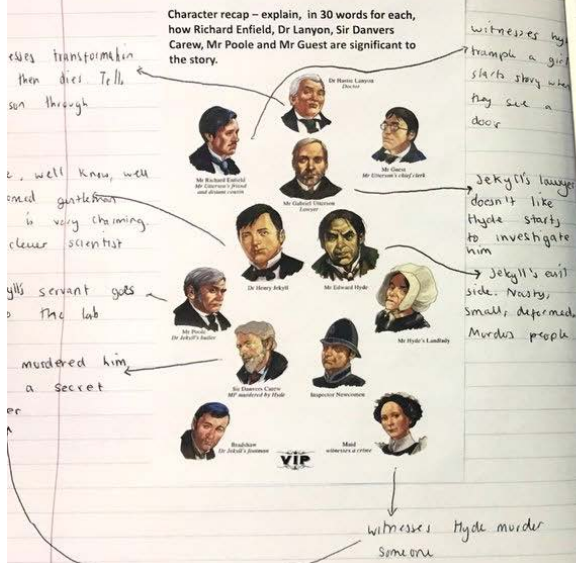
Work with the content:

- Recreate **mindmaps** from memory (check notes and add what you have missed)
- Write from memory **cue card** content/get someone to test you.
- Recreate **revision clocks** from memory (return and add what you have missed)
- Transform your **pictures into paragraphs**.

Never lose sight of how you will be tested! Use:

- Practice papers set by your teachers.
- Quick test questions in revision guides – followed by ‘real’ questions to apply the material in exam conditions.
- Got access to the mark scheme? Go back and look at how you could improve.

The best revision repeats steps 2 & 3 regularly. Make sure you regularly return to ‘old’ content whilst revising ‘new’ content. The more you recall it the better it sticks!



Testing your ability to apply your knowledge and understanding with **‘real style’ questions** is the best way to improve your responses.

Look to Doddle for example papers set by departments. Can’t find one here? Look for the exam board and course code on Google. On each exam board’s website you will find example papers, usually in the ‘assessment resources’ section.

You can find the **course codes and exam boards on your exam timetable.**

religious-studies/gcse/religious-studies-short-course-8061



Contact us About

Subjects Qualifications Profess

Home / Subjects / Religious Studies / GCSE / Religious Studies: Short course (8061)

GCSE Religious Studies: Short course

Teaching from: September 2016

Exams from: June 2018

Specification code: 8061



GCSE
RELIGIOUS
STUDIES

NEW

16

g resources that you
to plan your lessons
ort your students'

ing resources >

Assess

11

Prepare your students for
assessment. Specimen and
past papers, mark schemes,
example answers.

All assessment resources >

Summer 2018 Timetable - Timetabled Components									
Season : SUMMER 2018									
Date	Start	Len	Board	Component Code	Component Title			Level	
Wed 02 May	09:00	06:00	OCR	F521/01	D & T: ADV Innvtn Chling Assignment			GCE/B	
Mon 14 May	09:00	01:30	OCR	J276/01	Comp Sci: Computer Systems Wrtn			GCSE/9FC	
	09:00	01:30	EDEXL/GCSE	51T0101	Living in A Digital World			GCSE/B	
	13:00	01:45	AQA	8062/11	Religious Studies A P1-1 Buddhism			GCSE/9FC	
	13:00	01:45	AQA	8062/13	Religious Studies A P1-3 Christ			GCSE/9FC	
	13:00	01:00	OCR	F521/02	D & T: ADV Innvtn Chling Rflctn Test			GCE/B	
Tue 15 May	13:00	01:30	EDEXL/GCE	6667 01	Further Pure FP1			GCE/B	
	09:00	00:35	AQA	8658/LF	French Listening Test Tier F			GCSE/9FC	
	09:00	00:45	AQA	8658/RF	French Reading Test Tier F			GCSE/9FC	
	09:00	00:45	AQA	8658/LH	French Listening Test Tier H			GCSE/9FC	
	09:00	01:00	AQA	8658/RH	French Reading Test Tier H			GCSE/9FC	
	13:00	01:45	AQA	8461/1F	Biology Paper 1 Tier F			GCSE/9FC	
	13:00	01:45	AQA	8461/1H	Biology Paper 1 Tier H			GCSE/9FC	
	13:00	01:15	AQA	8464/B/1F	Combined Sci Trilogy Biology P1F			GCSE/DA	
	13:00	01:15	AQA	8464/B/1H	Combined Sci Trilogy Biology P1H			GCSE/DA	
	Wed 16 May	09:00	01:30	OCR	G001/01	Home Econ: Society & Health Wrtn			GCE/B
09:00		01:00	OCR	J587/01	PE: Physicl Fctr Affctng Perf Wtn			GCSE/9FC	
09:00		01:00	OCR	A824/01	Persian: Writing Written Paper			GCSE/B	
09:00		01:30	EDEXL/GCE	6663 01	Core Mathematics C1			GCE/B	
09:00		01:30	AQA	1350/1	Mathematical Studies Paper 1			L3/B	
Thu 17 May	13:00	01:45	AQA	8062/2A	Religious Studies A P2A Excl Text			GCSE/9FC	
	09:00	01:45	AQA	8462/1F	Chemistry Paper 1 Tier F			GCSE/9FC	
	09:00	01:15	AQA	8462/1H	Chemistry Paper 1 Tier H			GCSE/9FC	
	09:00	01:15	AQA	8464/C/1F	Combined Sci Trilogy Chemistry P1F			GCSE/DA	
	13:00	01:30	OCR	8464/C/1H	Combined Sci Trilogy Chemistry P1H			GCSE/DA	
Fri 18 May	13:00	01:00	J276/02	Comp Sci: Algrthms & Prgrmmng Wrtn			GCSE/9FC		
	09:00	01:00	AQA	8658/WF	French Writing Test Tier F			GCSE/9FC	
	09:00	01:15	AQA	8658/WH	French Writing Test Tier H			GCSE/9FC	
	13:00	01:30	WJEC/GCSE	C690U30-1	Drama COMPONENT3 Interpretin Theatre			GCSE/9FC	
	13:00	01:00	OCR	J587/02	PE: Socio-Ctrl Issues Sprt Psych Wtn			GCSE/9FC	
Mon 21 May	09:00	00:45	EDEXL/GCSE	5JA0101	Listening			GCSE/B	
	09:00	00:55	EDEXL/GCSE	5JA0301	Reading			GCSE/B	
	13:00	00:50	OCR	A821/01	Persian: Listening Written			GCSE/B	

Easter Revision Guided Timetable

This timetable is a guide to ensure that you complete the minimum level of required revision over Easter. Based on research with previous Year 11 students who have performed well at GCSE use of evenings and earlier starts would also be beneficial.

Option 1: _____

Option 2: _____

Option 3: _____

Option 4: _____

				Good Friday 30 th March REST DAY	Sat 31 st 9-10 English	Easter Sun 1 st April REST DAY
Mon 2 nd 9-10 English 10-11 Option 1 11.20 – 12.20 Option 2 12.20 – 1.20 Maths 2-3 Biology	Tue 3 rd 9-10 Chemistry 10-11 Option 3 11.20-12.20 Option4 12.20-1.20 Physics 2-3 RE	Wed 4 th 9-10 English 10-11 Option 1 11.20-12.20 Option 2 12.20-1.20 Maths 2-3 Biology	Thu 5 th 9-10 Chemistry 10-11 Option 3 11.20-12.20 Option 4 12.20-1.20 Physics 2-3 RE	Fri 6 th 9-10 English 10-11 Option 1 11.20-12.20 Option 2 12.20-1.20 Maths 2-3 Biology	Sat 7 th 9-10 English	Sun 8 th REST DAY
Mon 9 th 9-10 Chemistry 10-11 Option 3 11.20-12.20 Option 4 12.20-1.20 Physics 2-3 RE	Tue 10 th 9-10 English 10-11 Option 1 11.20-12.20 Option 2 12.20-1.20 Maths 2-3 Biology	Wed 11 th 9-10 Chemistry 10-11 Option 3 11.20-12.20 Option 4 12.20-1.20 Physics 2-3 RE	Thu 12 th 9-10 English 10-11 Option 1 11.20-12.20 Option 2 12.20-1.20 maths 2-3 Biology	Fri 13 th 9-10 Chemistry 10-11 Option 3 11.20-12.20 Option 4 12.20-1.20 Physics 2-3 RE	Sat 14 th REST DAY	Sun 15 th REST DAY
Mon 16 th 9-10 English 10-11 Option 1 11.20-12.20 Option 2 12.20-1.20 Maths 2-3 Biology	Tue 17 th Back to school 17 days to exams					

Check Doodle for guidance from each subject.

Condense your notes... Create and use revision resources... TEST YOURSELF (try exam conditions!)



Important Dates and info..

Thursday 24th May – Last day in 'normal' school lessons. All students in on 25th for English paper. Textiles students can stay in school on 25th between exams if needed.

Thursday 28th June – Leaver's Assembly 8.45 – 12.00 & Prom 7.30-11.30

Thursday 23rd August – 9am GCSE Results!

Full school uniform needed throughout the examination period.

After the 24th May students will need to ensure they arrive at the exam hall at least 15 minutes before the start time.

If they are unwell please make every effort to get them to school (we can make arrangements following this).



PHS_Year11 @PHS_Year11 Following

Revision Tip: share what you have learned. By talking tricky concepts through with others you get used to explaining & understanding them.



PHS_Year11 @PHS_Year11 Following

Revision Tip: don't be fooled by those mates that say they aren't revising yet! Chances are they are secretly working away at home.




PHS_Year11 @PHS_Year11 Following

Revision Tip: struggling with a concept? Watch a YouTube clip about it. Can you summarise the clip into 3 short points?




PHS_Year11 @PHS_Year11 Following

Revision Tip: explode the node! Select one section of your mindmap and recreate it from memory. Note how you would use this info in an exam



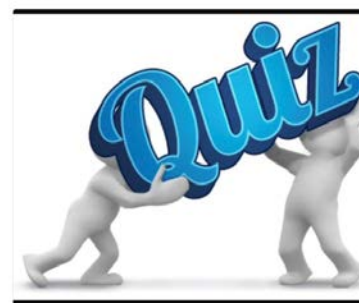
PHS_Year11 @PHS_Year11 Following

Revision Tip: treat your mates to a Kahoot quiz made by you! Once it's made you can share it and use it time and time again.



PHS_Year11 @PHS_Year11 Following

Revision Tip: create a short snappy quiz for your revision partner? Addicted to social media? Write it down and snapchat it to each other.



PHS_Year11 @PHS_Year11 Following

Revision Tip: what are you doing when not revising? Make time to be outdoors and feel the sunshine and fresh air! It's important.



PHS_Year11 @PHS_Year11 Following

Revision Tip: don't get into a pattern of just revising the content you find easy! Make sure you dedicate time to the tough stuff!




PHS_Year11 @PHS_Year11 Following

Revision Tip: revising diagrams? Look at the diagram and study it for 30 seconds, cover it over and recreate from memory. Got it right?



PHS_Year11 @PHS_Year11 Following

Revision Tip: chunk your revision. 20 mins at a time is about the max that is useful. Have a break before starting your next subject.




PHS_Year11 @PHS_Year11 Following

Revision Tip: not using a revision app? Lock your phone away whilst you revise, getting it back can be a reward for your revision!




PHS_Year11 @PHS_Year11 Following

Revision Tip: revising Maths? Remember the PiXL app to work on your own personal targets. Good prep for Wed!




PHS_Year11 @PHS_Year11 Following

Revision Tip: keep a diary of exactly which subjects and topics you have revised. This will make you feel positive about what you have done!




PHS_Year11 @PHS_Year11 Following

Revision Tip: with a study partner both write a response to a long Q.. swap and around your responses give advice on how you could level up!




PHS_Year11 @PHS_Year11 Following

Revision Tip: put a past paper (or eg) question in the centre of a page. Around it challenge yourself to fill the page with relevant info.



PHS_Year11 @PHS_Year11 Following

Revision Tip: points as pictures. Can you turn your revision notes into a series of images or doodles? Can you explain these to others?




PHS_Year11 @PHS_Year11 Following

Revision Tip: create a set of key terms cards and a set with definitions. Turn them over until you get a match. Go against the clock!



PHS_Year11 @PHS_Year11 Following

Revision Tip: Contrast It! Revising a set essay? Split your page and add points that directly contrast or critique each other on both sides.




@PHS_Year11

The Exam Period @PHS_Year11

Full exam timetable can be found on the school website (*about us – examination timetables*)

Parent & Carer Bulletins can be found on the school website (*Pastoral – Year 11 – Parent Bulletin*)

1. Summarise



Reduce the content down. Use a highlighter to select the important content then create:

- Cue Cards
- Mindmaps
- Revision Clocks
- Points as Pictures
- Key Terms and Definitions



2. Revise



Work with the content:

- Recreate **mindmaps** from memory (check notes and add what you have missed)
- Write from memory **cue card** content/get someone to test you.
- Recreate **revision clocks** from memory (return and add what you have missed)
- Transform your **pictures into paragraphs**.

3. Test Yourself



Never lose sight of how you will be tested! Use:

- Practice papers set by your teachers.
- Quick test questions in revision guides – followed by 'real' questions to apply the material in exam conditions.
- Got access to the mark scheme? Go back and look at how you could improve.

The best revision repeats steps 2 & 3 regularly. Make sure you regularly return to 'old' content whilst revising 'new' content. The more you recall it the better it sticks!

Thursday 24th May – Last day in 'normal' school lessons. All students in on 25th for English paper. Textiles students can stay in school on 25th between exams if needed.

Thursday 28th June – Leaver's Assembly 8.45 – 12.00 & Prom 7.30-11.30

Thursday 23rd August – 9am GCSE Results!

Full school uniform needed throughout the examination period.

After the 24th May students will need to ensure they arrive at the exam hall at least 15 minutes before the start time.

If they are unwell please make every effort to get them to school (we can make arrangements following this).

