



A-LEVEL German

Transition

Transition from GCSE to A-Level Workbook



Das Brandenburger Tor, Berlin

Name: _____

Transition to A-Level Workbook

CONTENTS

An introduction to transition work	3
Useful resources	4-6
Grammar checklist and resources	7-8
Tenses workout	9-10
Research tasks	11-15
Listening – top tips and suggested activities	16
Reading – top tips and suggested activities	17
Writing – top tips and suggested activities	18
Speaking – top tips and suggested activities	19
General tips for independent learning	20
Appendix 1: Understanding the news in German	21
News Grid blank template	22
Appendix 2: Using an Independent Learning Log	23
Independent Learning Log blank template	24-31



Transition from GCSE to A-level


What is transition work?

Transition work is independent learning to consolidate what you already know and begin to accumulate new knowledge in preparation for the A-level course. The main aim is to keep practising your language regularly – little and often is the key. This way, it won't feel like such a big step up in September.

What does independent learning look like?

There are huge amounts of resources available to you in order to keep your language going, many of which will be referenced in this booklet. As well as preparing you for the A-level, independent learning is a major opportunity to further explore the German language through a range of activities tailored to your own interests:

- You choose what you do, where, when and why
- A chance to make your learning fun by choosing material which really interests you
- You taking responsibility for your own progress and achievements
- Working on the language skills you have identified as a particular area to work on
- Developing your confidence about learning new languages in the future
- Developing your effectiveness as a learner
- Making effective use of free time to find new ways of learning that keep you interested
- An opportunity to work constructively with friends



Where should I start?

This booklet contains a range of different suggestions of activities to complete independently as well as some grammar activities and research tasks to give you some background knowledge to some of the topics on the A-level course.

Remember that A-level builds on what you already know from GCSE (the German language is still the same!) so why not start by working through your GCSE Grammar and Translation book (if you have one) or looking online for the A-level equivalent?

Useful Resources



Watch...

TELEVISION

- If you have Netflix or Amazon Prime, try searching for “German language films” or “German language TV”. Many English language films/programmes also have a German audio or subtitle option
- <http://www.bbc.co.uk/languages/german/tv/onlineprogs.shtml> The BBC website has some useful links to German TV programmes online and tips for how to get the most out of it.
- <https://www.daserste.de/> This German TV channel has a variety of programmes available to watch online.
- <https://www.channel4.com/collection/walter-presents> The Channel 4 ‘Walter Presents’ collection is available to watch online. This is a variety of foreign TV programmes but there is a whole section for German TV.
- <https://www.arte.tv/de/> An arts and culture channel produced in France and Germany and available online in 6 languages including English and German.

FILM

- As well as those available with subscriptions like Netflix, there are also a range of German films available to rent, buy or view for free on YouTube, or of course you can order a DVD online. Here are some film suggestions you may like to try:
 - *Die fetten Jahre sind vorbei* (The Edukators)
 - *Good bye, Lenin!*
 - *Almanya – Willkommen in Deutschland*
 - *Lola Rennt* (Run Lola Run)
 - *Sophie Scholl – Die letzten Tage*
 - *Rosenstraße*
 - *Das Leben der Anderen* (The Lives of Others) – this is the film we will study in Y12

INTERNET

- www.youtube.com Search for videos on topics that interest you and see if you can find any channels to subscribe to. YouTube is also a great research tool and there are lots of informative videos in English on things like German politics, culture or geography.

Listen...

RADIO

- Listening to German radio is a great way to expose yourself to more German easily. Have it on in the background while you are doing something else!
 - <https://www.radio.net/s/deutschlandfunk> - News radio from Cologne
 - WDR 1 Live <https://www1.wdr.de/radio/1live/index.html>

- SWR3 <https://www.swr3.de/>
- WDR 4 <http://www.wdr4.de/>
- NDR2 <https://www.ndr.de/ndr2/>
- <https://tunein.com/radio/Germany-r100346/> - Extensive list of German radio stations to listen to online

MUSIC

- Look up current German artists in the German music charts and listen to some of their music on YouTube. The suggested videos down the side or underneath are often a good way of discovering new music – and don't forget to ask others for their recommendations.
- www.lyricstraining.com Use this website to listen to German music while improving your listening skills. Listen to a song with the accompanying YouTube video and fill in the missing words in the lyrics underneath. There are 4 difficulty levels and two settings – multiple choice mode or typing mode.

OTHERS

- Don't forget that many language learning websites including BBC bitesize have specific listening materials aimed at school-age learners. If you bought a GCSE revision guide this should have links to listening passages. Rather than completing GCSE style comprehension questions, why not use the audio files in a different way – try to transcribe the passage you are listening to in German.
- <https://www.newsinslowgerman.com/> This podcast is also available as an app – just search for 'News in slow German'. Although you need a subscription to access all material, there is a section for free content which contains a new podcast each week.

Read...

NEWSPAPERS AND MAGAZINES

- <https://www.goethe.de/de/index.html> The Goethe Institut website has a variety of cultural and news articles to read on a wide range of topics as well as activities aimed at German language learners.
- <https://www.deutschland.de/en/topic/knowledge/national-newspapers> This blog post contains an overview of a range of different German newspapers with links to their online versions.
- https://www.nationsonline.org/oneworld/german_news.htm A much longer, comprehensive list of German newspapers available online including regional papers.

OTHER WAYS TO READ

- Change the language on your phone to German – eventually you will be reading in German without even realising it (and it's a great way to get a head-start on the technology topic)
- Set your default internet search engine to www.google.de instead of the English version.

- Use a different search engine such as <http://de.yahoo.com/>. Setting this as your homepage will make you read German every time you log on and it will become an easy part of your daily routine.
- Keep your own vocabulary log. Have an entire exercise book or notebook dedicated to this that you have with you every time you read, watch or listen to something in German.

Surf...

OTHER USEFUL WEBSITES

- www.memrise.com – invaluable for learning German vocabulary. The site is designed in such a way that if you stick with it and use it regularly, reviewing past vocabulary items as well as learning new vocabulary, it automatically sticks in your long-term memory
- <http://wikipedia.de/> Use the German version of Wikipedia when researching topics. It makes picking up the vocabulary much easier! Bear in mind though that anybody can edit Wikipedia so don't take everything you read as fact! Still a good starting point though.
- www.wordreference.com A really useful online dictionary. Don't forget to use the conjugate tool for online verb tables too!
- www.twitter.com If you haven't got a Twitter account, I would suggest signing up for one. Start by following the PHS German department (@PHS_German) as we always share interesting articles that we come across.



Grammar Checklist



What should I know by now?

Good news – you have already covered a lot of the A-level grammar at GCSE! Use the checklist below to remind yourself of what you have already covered and RAG-rate (Red, Amber, Green) yourself on how confident you are for each grammar point. You will then know which grammar points to spend more time re-capping. Following the checklist is a list of some suggested websites you can use to revise or practise your grammar.

	I HAVE NO IDEA	I NEED TO REVIEW THIS	CONFIDENT WITH THIS
Nouns: gender, singular and plural forms			
Nouns: adjectival nouns and 'weak' nouns			
Articles: definite (der, die...)			
Articles: indefinite (ein, eine...) and negative (kein, keine...)			
Articles: demonstrative and interrogative			
Cases: nominative and accusative			
Cases: dative			
Cases: genitive			
Pronouns: subject pronouns			
Pronouns: direct object pronouns			
Pronouns: indirect object pronouns			
Pronouns: reflexive pronouns			
Pronouns: relative pronouns			
Pronouns: interrogative and indefinite pronouns			
Adjectives: adjective endings			
Adjectives: possessive			
Adjectives: comparatives			
Adjectives: superlatives			
Intensifiers and using <i>etwas</i>			
Adverbs: comparative and superlative adverbs			
Adverbs: time, frequency and place			
Adverbs: common adverbial phrases			
Adverbs: interrogative adverbs			
Verbs: present tense – regular verbs			
Verbs: present tense – irregular verbs			
Verbs: present tense – separable verbs			
Verbs: present tense – reflexive verbs			
Verbs: present tense – modal verbs			
Verbs: perfect tense – regular verbs			

	I HAVE NO IDEA	I NEED TO REVIEW THIS	CONFIDENT WITH THIS
Verbs: perfect tense – irregular verbs			
Verbs: perfect tense – separable and reflexive verbs			
Verbs: the imperfect tense			
Verbs: the imperfect tense – modal verbs			
Verbs: the future tense with <i>werden</i>			
Verbs: the conditional (present conditional)			
Verbs: the imperfect subjunctive of modal verbs			
Verbs: infinitive constructions			
Verbs: impersonal verbs			
Verbs: the pluperfect tense			
Verbs: the imperative			
Verbs: modes of address and asking questions			
Verbs: negative forms			
Word order: main clauses			
Word order: inverted word order			
Conjunctions: coordinating conjunctions			
Conjunctions: subordinating conjunctions			
Conjunctions: using <i>weil</i>			
Prepositions: accusative case			
Prepositions: dative case			
Prepositions: dual case prepositions			
Prepositions: genitive case			
Prepositions: prepositional verbs			
Prepositions: using <i>seit</i>			

References

Here are some websites which may be useful for revising and practising grammar:

- www.languagesonline.org.uk general site with an A level section (very good grammar)
- www.bbc.co.uk/languages interesting site, lots of revision and external links to resources
- <https://deutsch.lingolia.com/en/> A variety of grammar activities as well as an online conjugator
- <https://german.net/exercises/> Interactive, self-marking grammar activities

You may also want to consider purchasing a grammar workbook to accompany the A-level. This Oxford publication is available on Amazon for £7.99 and covers the whole A-level course:

https://www.amazon.co.uk/AQA-Level-German-Translation-Workbook/dp/0198415540/ref=sr_1_1?ie=UTF8&qid=1522145178&sr=8-1&keywords=aqa+german+a+level+workbook



Tenses Workout



Can you identify the tense (or mood) in the sentences below? Use the letters from the list, then translate the sentences into English.

1. Ich musste gestern dorthin gehen _____
2. Ich möchte in die Schweiz fahren _____
3. Sie hat die Möglichkeit _____
4. Ich hatte bemerkt, dass ich meinen Pass verloren hatte _____
5. Er kam gegen 18 Uhr zu Hause an _____
6. Ich muss mich Mühe geben _____
7. Ich wird spät ankommen _____
8. Als ich ankam, ging ich sofort auf Toilette _____
9. Los geht's! _____
10. Er wird seine Arbeit morgen beendet haben _____
11. Ich hätte diesen Film gerne gesehen _____
12. Ich spielte Fußball, als ich kleiner war _____
13. Er wird heute Abend fernsehen _____

A Present	B Imperfect	C Perfect	D Conditional (present)
E Past conditional	F Future	G Future perfect	H Subjunctive (present)
I Pluperfect	J Imperative	K Pluperfect subjunctive	

Fill in the blanks with the correct form of the verb given in brackets.

1. Wenn (regnen **A**) _____, ich (bleiben **F**) _____ Zu Hause.
2. Als (sehen **B**) _____ die Rechnung, ich (haben **C**) _____ einen Shock _____.
3. Wenn Ich die Zeit (haben **K**) _____, ich (gehen **K**) _____.
4. (sich setzen **J**) _____ und (öffnen **J**) _____ eure Hefte.
5. Ich (gehen **C**) _____ nach Deutschland aber es (sein **B**) _____ zu heiß.
6. Ich (resien **D**) um die Welt _____, wenn Ich (haben **H**) das Geld _____.
7. Ich (sprechen **F**) chinesisch _____ denn es (sein **A**) _____ zu schwer.
8. Ich (müssen **A**) _____ heute Abend meine Hausaufgabe machen.
9. Ich (sehen **B**) _____ fern, als jemand (klingeln **C**) _____.
10. Ich (ankommem **G**) _____ in zwei Stunden.
11. Wenn du (fahren **B**) _____ vorsichtiger, (geben **F**) es _____ weniger Unfälle.

Fill in the grid with both the *Ich* (1st person) and *er/sie/man* (3rd person) forms of the verb.

INFINITIVE	PRESENT	PERFECT	IMPERFECT	FUTURE	CONDITIONAL	SUBJUNCTIVE
spielen	__spiele__					
essen			aß			
ankommen		bin angekommen				
beenden						__beendete__
verkaufen						
gehen			ging			
haben						
sein		__ist gewesen__				
machen						
können		habe gekonnt				
mögen					__möchte__	
müssen	__muss__					
nehmen						
kommen						
verlassen						
wissen	__weiß__					

Research Tasks

Below are some suggested tasks to complete in preparation for studying some of the A-level topics. Some of the tasks are aimed at gaining a greater knowledge of German culture in general whereas others are directly linked to one of the modules on the A-level course.

Keep a log of all of the tasks you complete and don't forget to record your sources (e.g. books used, websites visited and the date). It may be useful to set up a folder to record all of the work you complete (see Appendix 2: Setting up an Independent Learning Log).

WICHTIGE PERSÖNLICHKEITEN


Warum sind diese Menschen bekannt?



Konrad Adenauer



Angela Merkel



Robert Koch



Berthold Brecht



Rosa Luxemburg



Albrecht Dürer



Erich Honecker



Walter Gropius



Paul Klee

DIE DEUTSCHE POLITIK


Wer ist die Bundeskanzlerin? _____

Wann kam sie an die Macht? _____

Zu welcher Partei gehört sie? _____

Wer ist der Bundespräsident? _____

Forsche die verschiedenen politischen Parteien Deutschlands

<p>CDU/CSU</p>  <p>The image shows the logos for the CDU and CSU. The CDU logo is in red with the letters 'CDU' in white. Below it is a small flag with black, red, and gold stripes. The CSU logo is in blue with the letters 'CSU' in white, a gold lion, and a blue arrow pointing down.</p>	
<p>SPD</p>  <p>The image shows the SPD logo, which consists of the letters 'SPD' in white on a red rectangular background.</p>	
<p>FDP</p>  <p>The image shows the FDP logo, which consists of the words 'Freie Demokraten' in blue and 'FDP' in white on a pink rectangular background.</p>	
<p>Bündnis 90/ Die Grünen</p>  <p>The image shows the logo for Bündnis 90/ Die Grünen, which features a yellow sunflower and the text 'BÜNDNIS 90 DIE GRÜNEN' in green.</p>	
<p>Alternative für Deutschland</p>  <p>The image shows the AfD logo, which consists of the letters 'AfD' in white on a blue background with a red arrow pointing up and to the right.</p>	
<p>Die Linke</p>  <p>The image shows the Die Linke logo, which consists of the words 'DIE LINKE.' in white on a red rectangular background.</p>	

FILM AND BOOK CONTEXT RESEARCH

Both the film (*'Das Leben der Anderen' – Florian Henckel von Donnersmarck*) and the book (*'Der Besuch der alten Dame' – Friedrich Dürrenmatt*) that you will study at A-level have important historical contexts.

It would therefore be useful to do some research into Germany during this period of history:

- Research life in the post-war German period
- How did Germans deal with their Nazi past?
- What was life like for East Germans in the 1980s?
- How influential was the Stasi in the life of GDR citizens?

ADDITIONAL TASKS

In Year 13, you will be asked to conduct an Individual Research Project where you will research a topic of your own choosing relating to a German-speaking country and present your research as part of your speaking exam. The following tasks will enable you to develop your research skills in preparation for this as well as give you a range of topics you may be interested in researching further at a later date.

- Research the different regions of Germany. How is the culture or geography different between the different regions? Choose one region to focus on in more detail and find out about the typical customs, traditions, festivals, foods etc. from this region.
- Research the wider German-speaking world. How many countries in the world speak German? Choose a country other than Germany to research in more detail. Find out about the history, music, politics and general culture. How is it different from Germany?
- Research a time in Germany's history that you don't know much about. Do you know why the following dates are significant for Germany?
 - 1871
 - 1933
 - 1949
 - June-November 1961
 - 9th November 1989
- Research a variety of German music styles and artists. The list below gives some ideas of styles/artists you may not have heard of or know much about:
 - Rammstein
 - Die Ärzte
 - Kraftwerk
 - OOMPH!
 - Wir sind Helden
 - Die Toten Hosen
 - Zedd
 - Milky Chance
 - Boy
 - Ebow
 - Trude Herr
- Research some of the German film-makers and actors below:

Directors:

 - Werner Herzog
 - Rainer Werner Fassbinder
 - Wim Wenders
 - Leni Riefenstahl
 - Fatih Aki
 - Fritz Lang
 - Florian Henckel von Donnersmarck


Actors

- Jürgen Vogel
- Udo Kier
- Frederick Lau
- Tom Schilling
- August Diehl
- Klaus Kinski
- Peter Lorre
- Daniel Brühl
- Til Schweiger
- Matthias Schweighöfer
- Ulrich Mühe
- Christoph Waltz
- Diane Kruger
- Marlene Dietrich

Use the hints and tips over the next few pages to find different ways of practising different skills in ways that you find effective and interesting. Keep a record of everything you read, watch and listen to as well as any written work or grammar activities you complete.



LISTENING



Possible activities:

- Watch films and write a review or notes (just watching passively won't help your language as much as doing something productive as well). You can search Netflix or Amazon Prime for "German language films" or "German language TV" and you can even rent German films on YouTube.
- Watch German TV online – certain German TV channels stream live online or have an archive of videos from some of their programmes available to watch – try watching the news in German regularly and using the News Grid in this booklet to help you make notes
- Listen to online radio
- Listen to German music – YouTube is a great source of German music and you can normally find a version with subtitles to sing along! (or at least follow the lyrics on screen)
- Try www.lyricstraining.com for a fun way to improve your listening skills with German music

10 hints when listening in a foreign language:

1. Listen to a DVD, audio CD or online streamed video/audio whenever possible. Although viewing live TV can be fun and helps train your ear, using recorded material presents two major advantages: you have a much greater choice of subject and you can Pause and Replay the material.
2. Think about the subject before you start. Make a list of words and phrases you expect to hear, and tick them off (bingo style) as they come up.
3. Listen actively – always have a pen and paper handy to note interesting vocabulary etc.
4. Take notes in German. When listening to normal speech you do not have time to translate everything. Working only in German will train your brain to think in German.
5. Don't worry if you can't understand everything. Concentrate instead on what you do understand.
6. The first time, listen to the whole item without stopping. This will give you a better understanding of the overall context before concentrating on more precise details.
7. For more detailed work, concentrate on quite short sections, e.g. a single news item.
8. Pause and Replay recordings when these features are available.
9. If a transcript is available, try not to look at it until the end of your listening activity. Use it after listening to find any unknown vocabulary.
10. Enjoy it! Try finding something that you love watching or listening to that you are more motivated to keep coming back to. Having German music or radio on in the background while you're doing something else is a great way to keep up your exposure to the German language.





READING



Possible activities:

- Search the internet for things you are interested in (try www.google.de for better results)
- Read novels, magazines, newspapers
- Most German newspapers have a free online version as well as a mobile app
- Keep vocabulary lists and look up new words when reading something in German
- If you are researching something for another subject, try using the German Google to search for the topic in German first

10 hints when reading in a foreign language:

Before Reading:

1. Look at the title, introduction and contextual clues such as pictures. What do you think the text is about? Finding a topic you are interested in means you are more likely to persevere with it.
2. Make a list of any relevant vocabulary you can think of.



First Reading:

3. Read the text once without stopping – some of the meaning will become clearer as you read through it.

Second Reading:

4. Underline words and expressions you don't know. Don't look them up immediately.
5. There should be one main idea per paragraph. Summarise each paragraph in one sentence.

Vocabulary:

6. Don't look up every word.
7. First look at the context – do you need to know this word to understand the overall meaning? (*Often a rough idea is enough e.g. a type of tree, a positive or negative emotion etc.*)
8. Try to guess the meaning: is it a noun/adjective/verb? Is it similar to a word in English?
9. Choose a maximum of 10 words or expressions to look up in a good dictionary. Try to select vocabulary with a common theme to help you remember it.
10. Instead of simply writing the meaning of a word in English, try to include new vocabulary in a sentence in German to demonstrate its use in context.

WRITING



Possible activities:

- Translations
- Summarise in your own words a text you have read or a film/news item you have seen
- Writing a letter to a penfriend/magazine editor/employer
- Use new vocabulary in a sentence
- Whatever type of activity you are doing, make vocab notes. Use index cards, keep a vocab book, use Memrise or anything that works for you, but make sure you are learning vocabulary regularly. You should keep a record of vocabulary you have learned – why not use an unused notebook as a Vocabulary Learning Log?

10 hints when writing in a foreign language:



Before starting to write:

1. What is your purpose in writing (*e.g. to inform/to persuade/to request*)?
2. Who is your intended reader? Are you writing a letter to a penfriend or a formal article? Keep an appropriate tone throughout your writing.
3. Who is your intended reader? Will your writing interest them?

While writing:

4. Will you address your reader directly in the second person (*e.g. writing to a penfriend*)? If quoting, will you use reported speech or direct speech?
5. When recounting events, are you going to use the present tense for greater immediacy (*e.g. describing the plot of a film*) or a past tense (*or past tenses*)?
6. Write directly in German without drafting in English first – translating is harder than writing!

Checking your work:

7. Are your ideas well-organised and linked in a logical structure?
8. Are you being repetitive? Is there another way of saying something?
9. Have you written concisely or could you communicate your message effectively using fewer words?
10. Check your verb endings, tenses and forms. Have you been consistent in your use of tenses? Use your grammar notes or workbook to remind yourself of verb endings – you can also use the conjugation tool on WordReference to look up verb tables. Check adjectival agreements, gender, accents, spelling and word order.



SPEAKING



Possible activities:

- Practise speaking with other members of the class over the phone or Face Time.
- When reading, read the text aloud to yourself first, or if you have the transcript to something you are listening to, read along to check your pronunciation.
- Record yourself speaking in German to work on your pronunciation – your teacher can give you feedback on audio recordings as well as written work.
- After watching the news, write and record your own script for the news items you have seen.

Other ways to develop speaking skills:

- Listen actively to authentic speech. Note in particular the little words and expressions that are used to link ideas, start sentences, give opinions, change the subject etc.
- Repeat phrases or whole sentences when listening, attempting to imitate exactly the pronunciation, intonation and speed of the original. Record yourself so you can compare.
- When there is a transcript available, mark where stresses fall, then after listening several times read the whole script aloud, again trying to mimic the original.
- Don't be afraid to talk aloud, either to yourself or as a recording. Let go of your inhibitions.
- Although it is important to work on your pronunciation in order to be understood, never be ashamed of your accent and don't be afraid to make mistakes – most people make mistakes even when talking in their own language.
- Many problems of understanding are actually caused by poor intonation or misplaced stress. When listening and repeating, pay particular attention to the rise and fall of the voice and stressed syllables and words.





GENERAL TIPS



Vocabulary:

- When you come across a new word, try to deduce its meaning from context or from the structure of the word.
- Does the word appear in other sentences which may help you work out the meaning?
- You are more likely to remember something you've worked out for yourself – try to resist rushing straight for the dictionary
- Try a monolingual German dictionary first – can you work out the meaning from its definition in German?
- Keep track of new vocabulary:
 - German/English
 - German/German definition
 - Colour-coding for masculine/feminine or adjectives/verbs
 - New sheet/page for different topics
 - Example sentence using the word/phrase in context
- Learn vocabulary regularly:
 - Look, cover, write, check
 - Find/Create a course on Memrise

Dictionaries:

- Familiarise yourself with the abbreviations used (*e.g. adv for adverb, vi for intransitive verb etc.*) and be aware of the function of the word you are looking up
- To ensure you have found the right word, look it up the other way round (German-English, English-German)
- Take note of genders of nouns and types of verbs
- WordReference is an excellent online bilingual dictionary and has a free mobile app

Grammar:

- Familiarise yourself with grammatical terms in German and English. This will help you when learning about a new grammar point or looking up particular types of word in a dictionary.
- There are many websites available with online grammar practice – a quick Google search will provide you with hours of independent study.
- Don't be ashamed of completing 'beginner level' grammar activities – it is always good revision and can help improve your accuracy.



Appendix 1: Understanding the news in German

General tips:

Take notes and keep them in a notebook/folder

Make it easy for yourself – a bit at a time in your own time and at your own pace

Make a regular time slot to listen to or watch the news in German

Be realistic about what you will get out of it – you won't understand everything! It could be something as simple as getting into a routine of regularly hearing the language, training your ear to the way it sounds or picking out a couple of words.

Before watching:

Select a story that suits your interests and time requirements.

International news and universal issues such as the environment, the economy, science, technology and sport may be easier to understand than complicated domestic issues that require prior knowledge of German society, politics etc.

You may find text versions or transcripts of the story elsewhere on the site. Make a note of key words and look up any you don't know.

If you have time to do so, look up the story on an English site first to find out a bit about the detail.

Viewing:

Start by just watching the headlines. They tend to go very fast and might be difficult to grasp. Try watching through before stopping and going back to watch in smaller parts.

Watch more than once. It may take a while to get used to hearing the language – particularly at that speed!

As you watch, use the News Grid to pick out particular information each time rather than trying to understand it all at once. You will probably find that you understand the material better by following this process.

Using the News Grid:

Complete it vertically, filling in one or two columns for each viewing. Work on the headlines first, and then on the full stories to complete the final columns.

Using the headlines:

- Fill in 'Type' and 'Who' for each story
- On a 2nd viewing, complete 'Where' and 'When' etc.

The other columns may need further viewing including the main stories. Try to write as many of your notes as you can in German.

After viewing:

Choose a particular news item which has caught your interest and re-write your notes as it for a newspaper, including a headline.

Keep a record of your session including a link to the video so you can re-watch at a later date and compare notes.

Write your own script for a chosen story and record yourself acting as a newscaster.



News Grid

Watching/Listening to the News in a Foreign Language



Use this grid when watching or listening to the news from the internet.

Refer to the 'Understanding the News' sheet in your Independent Learning Portfolio Guide for guidance on how to complete this grid.

You may wish to create your own grid using the same headings to give yourself more space to make notes.

Complete in the target language

	<u>*Type</u>	<u>Who</u>	<u>Where</u>	<u>When</u>	<u>What</u>	<u>Why/How</u>	<u>Comments/Notes</u>
1							
2							
3							
4							
5							

*Type – e.g. politics, economics, social issues, international, sport, technology, health etc.

Hint: Complete columns vertically.

1. Watch all headlines together scanning only for **Type** and **Who**
2. Stop and re-watch doing the same again for the next couple of columns, etc.
3. Finish the remaining columns by adding details from the main stories



Appendix 2: Keeping an Independent Learning Log



What should go in it?

- When you begin the A-level, you will be asked to keep your own Independent Language Learning Log – so why not start it now? Have a ringbinder set up where you can keep examples of your work between now and beginning the course. You can then add to this over the 2 year A-level course.
- Your Independent Language Learning Log is like a personal diary, so keep it up to date, add to it regularly and put a date on each entry. Use the grids on the following pages to keep track of activities completed.
- Keep a record of all your learning activities, even things with no physical ‘proof’ such as speaking practice with a partner or listening to the radio.
- Reflect on whether different activities have been useful or not once completed. If a certain type of activity is proving less effective, is there something else you could try?
- Keep examples of completed work that you can look back through. You may want to include:
 - Samples of homework and tests you are proud of (once we begin the course)
 - Things which are useful for revision such as vocab lists and grammar notes
 - Articles you have read with your summary or notes
 - Summaries of films you’ve seen
 - Print-outs of online grammar activities
 - Notes on films and programmes you have watched/listened to including completed News Grids
 - Translations of texts you have chosen yourself
 - Research into some of the topic areas for the A-level course



Mein Lerntagebuch



Date	Activity	Skill (✓)					Time Spent	Comments
		Receptive			Productive			
		A/V	R	Gr	Sp	Wr		

Receptive skills: A/V – Audio/Visual R – Reading Gr – Grammar
Productive skills: Sp – Speaking W – Writing



Mein Lerntagebuch



Date	Activity	Skill (✓)					Time Spent	Comments
		Receptive			Productive			
		A/V	R	Gr	Sp	Wr		

Receptive skills: A/V – Audio/Visual R – Reading Gr – Grammar
Productive skills: Sp – Speaking W - Writing



Mein Lerntagebuch



Date	Activity	Skill (✓)					Time Spent	Comments
		Receptive			Productive			
		A/V	R	Gr	Sp	Wr		

Receptive skills: A/V – Audio/Visual R – Reading Gr – Grammar
Productive skills: Sp – Speaking W - Writing



Mein Lerntagebuch



Date	Activity	Skill (✓)					Time Spent	Comments
		Receptive			Productive			
		A/V	R	Gr	Sp	Wr		

Receptive skills: A/V – Audio/Visual R – Reading Gr – Grammar
Productive skills: Sp – Speaking W - Writing



Mein Lerntagebuch



Date	Activity	Skill (✓)					Time Spent	Comments
		Receptive			Productive			
		A/V	R	Gr	Sp	Wr		

Receptive skills: A/V – Audio/Visual R – Reading Gr – Grammar
Productive skills: Sp – Speaking W - Writing



Mein Lerntagebuch



Date	Activity	Skill (✓)					Time Spent	Comments
		Receptive			Productive			
		A/V	R	Gr	Sp	Wr		

Receptive skills: A/V – Audio/Visual R – Reading Gr – Grammar
Productive skills: Sp – Speaking W - Writing



Mein Lerntagebuch



Date	Activity	Skill (✓)					Time Spent	Comments
		Receptive			Productive			
		A/V	R	Gr	Sp	Wr		

Receptive skills: A/V – Audio/Visual R – Reading Gr – Grammar
Productive skills: Sp – Speaking W - Writing



Mein Lerntagebuch



Date	Activity	Skill (✓)					Time Spent	Comments
		Receptive			Productive			
		A/V	R	Gr	Sp	Wr		

Receptive skills: A/V – Audio/Visual R – Reading Gr – Grammar
Productive skills: Sp – Speaking W - Writing

