




# GCSE Photography



March 2024



# Welcome notes from the department

phART



Mrs K Spinola

*Head of Department*

You will be taught  
by specialist  
teachers who are  
dedicated to your  
development as a  
photographer.



Mr S George

You will have access to  
dedicated Art rooms and  
computer suite where  
you will explore, research  
and gain an  
understanding in a range  
of media.



Miss C Whitmore

The course offers you  
the opportunity to use  
DSLR cameras,  
professional lighting  
equipment and studio  
space.





# Why should I study Photography?



No written exam!  
You will instead be given  
an externally set  
assignment  
i.e. to produce a  
small body of work  
in January (year 11),  
with the deadline in May

Discover  
techniques  
you are good  
at that you  
might not  
have tried  
before.

No  
essays  
to do,  
all work at  
GCSE is  
practical



Work  
independently  
on your own  
projects in a  
calm and  
inspiring  
environment



Highly varied  
lessons that range  
from exploring the  
school grounds  
with your DSLR  
camera, working in  
our studio space,  
editing shots in the  
computer suite  
and even  
constructing  
creative 3D photo  
structures

# What you will study

The aim of this course is to **develop personal creativity and practical skills** in using lens based and light-based media, as well as to increase appreciation and understanding of the visual arts.

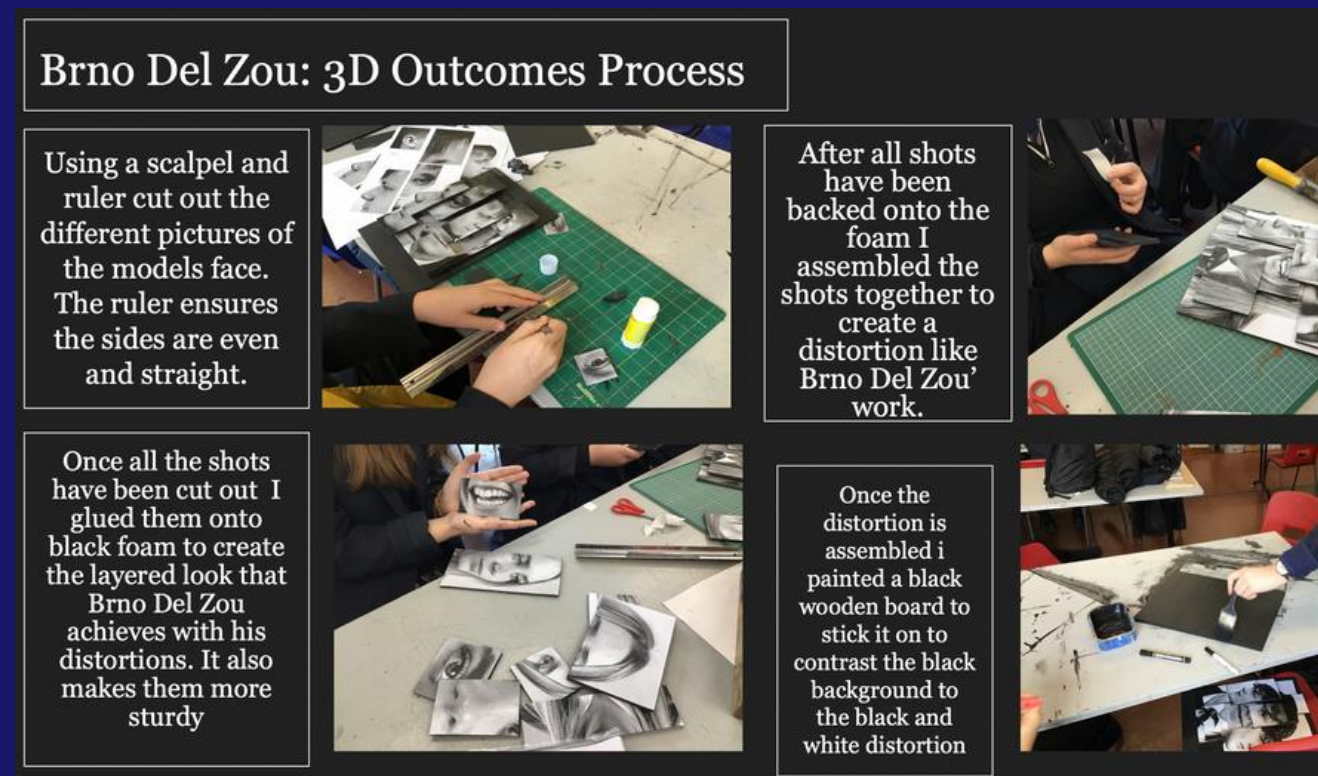
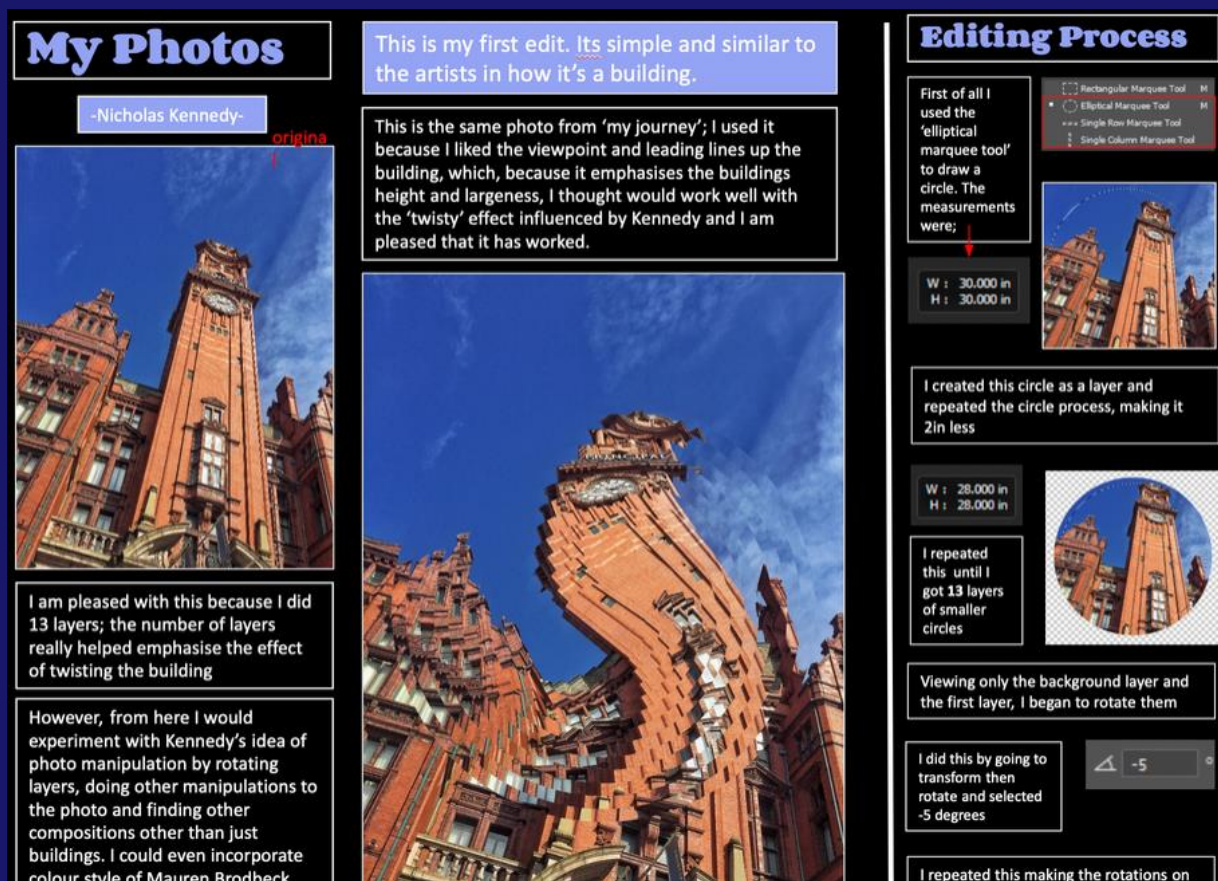
## You will have the opportunity to learn:

- How to take photographs successfully using the school's DSLR cameras and lighting equipment.
- A range of photographic techniques and processes, for example lighting patterns, viewpoint, aperture, depth of field, shutter speed, the formal elements and compositional rules.
- How to refine your photographs using Photoshop and other software.
- How to work collaboratively to plan photoshoots and create contact sheets to help you to develop your ideas.
- How sources relate to historical, contemporary, social, cultural and issues-based contexts and external considerations such as those associated with the cultural industries and client-oriented requirements.
- How ideas, themes, subjects and feelings can inspire creative responses informed by different styles, genres and aesthetic considerations and/or an individual's distinctive view of the world.



# What to expect

You will complete 3-4 coursework projects during Year 10 and 11. You will produce both physical and online portfolios. Distorted Portraits and Street Photography are some examples of the themes which are studied. In the second term of Year 11, you will complete an additional project set by AQA, which is called the Externally Set Task. All of the portfolio work that you produce will contribute towards your final GCSE grade. Home learning tasks will require you to undertake some independent research and present work smartly in your portfolio. The department provides lunchtime and after school clubs for students to work in the studios.



If you are considering taking Photography as one of your options, you may wish to join our Year 9 Photography club which is on after school every Wednesday in Room 62/80 (led by Mr George)



# Our Exam Results 2024

phART



## GCSE PHOTOGRAPHY

GRADE 8+ 20%

GRADE 7+ 35%

GRADE 4+ 100%



# Assessment

t

Examination Board:

AQA

Assessment:

1. Coursework Portfolio:

60% of total mark

2. Externally Set Task:

40% of total mark

phART

Student must complete **both** components.

## Component 1: Portfolio

### What's assessed

A portfolio that in total shows explicit coverage of the four assessment objectives. It must include a sustained project evidencing the journey from initial engagement to the realisation of intentions and a selection of further work undertaken during the student's course of study.

### How it's assessed

- No time limit
- 96 marks
- 60% of GCSE

Non-exam assessment (NEA) set and marked by the school/college and moderated by AQA during a visit. Moderation will normally take place in June.

+

## Component 2: Externally set assignment

### What's assessed

Students respond to their chosen starting point from an externally set assignment paper relating to their subject title, evidencing coverage of all four assessment objectives.

### How it's assessed


- Preparatory period followed by 10 hours of supervised time
- 96 marks
- 40% of GCSE

Non-exam assessment (NEA) set by AQA; marked by the school/college and moderated by AQA during a visit. Moderation will normally take place in June.



# Career Paths

By studying GCSE Photography, you will develop your creative thinking, teamwork and problem-solving skills – all skills that are prized by employers and which young people need. It can lead to A level Photography or Fine Art at school and there are many specialist photography courses available at colleges locally and nationally.



Photojournalism  
Forensic photography  
Wildlife photography  
Portrait photography  
Wedding photography  
Fine Art  
Architectural  
Photo researcher  
Curator  
Sports Filmmaking  
Animation  
Special effects  
Teacher  
Editorial photographer  
Digital artist  
Media  
Cinematographer  
Film editor  
Video editor  
Photographer  
Macro photography  
Underwater photographer  
Advertising photography