

Welcome to Parents and Carers of Year 12

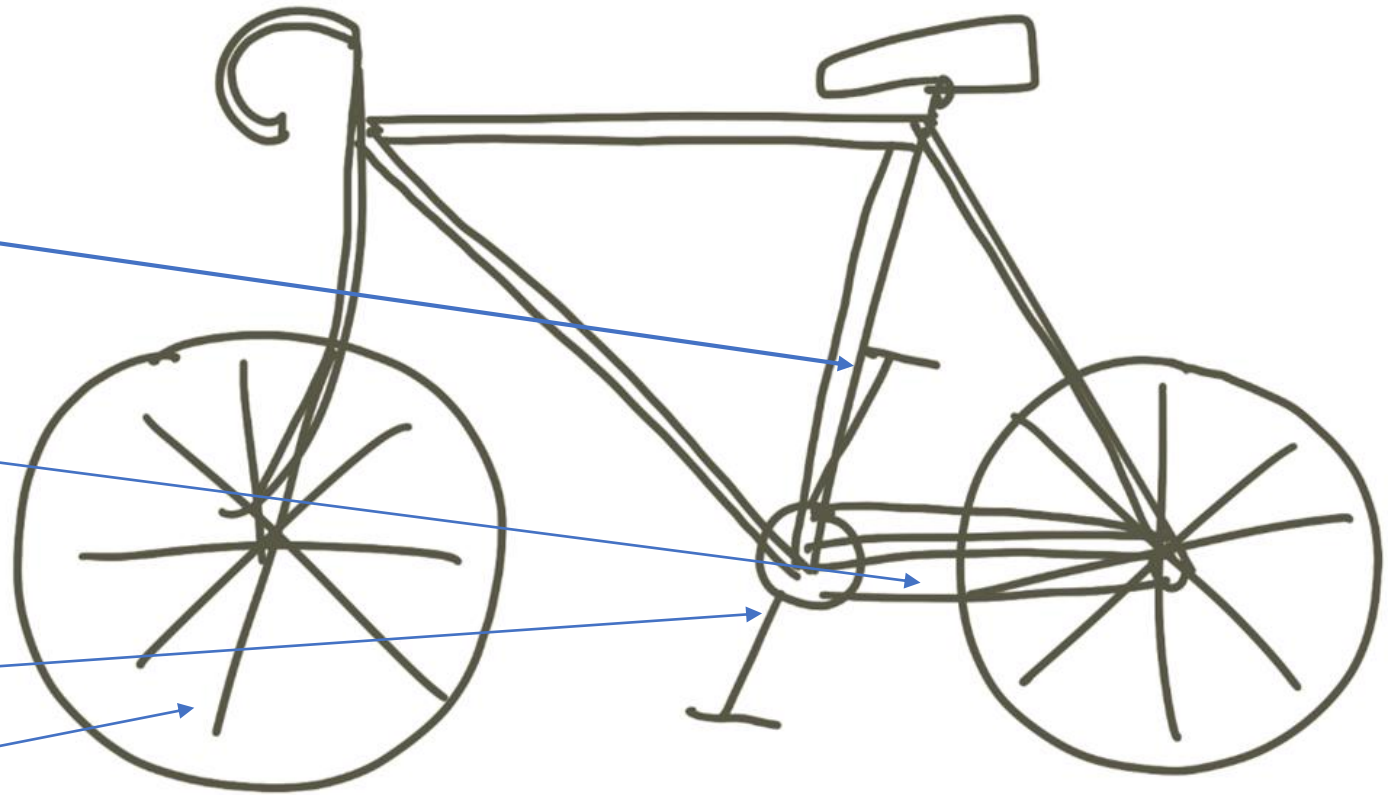
While you wait we have a 'Do Now' task. On your piece of paper please...

Draw a push bike.

Done this before? I'm expecting perfection!

A mark for each:

- 2 wheels
- Pedals (that are at opposite ends of the crank arms)
- A chain
- A chain ring that is connected to the cassette on the rear wheel
- Spokes



Whose bike was best?

How do YOU make your bike more like theirs?

What would you change next time?

We want our Sixth Form students to be constantly reflecting back and looking at how they can make positive steps to be even better next time.

In this session...

- Introduce you to the Sixth Form Team
- Explain our daily expectations of our students
- Explain the school's systems for:
 - Academic monitoring
 - Attendance monitoring
 - Supporting study
- Highlight key events in Year 12 and progression to Year 13
- Consider our approach to teaching and learning in the Sixth Form



The Sixth Form Team



Mrs Cutler
Head of Year 12



Mrs Tupman
Sixth Form
Welfare Officer



Mrs Bibby
Sixth Form
Support Officer



Mrs Hardicre
Head of Year 13



Mr Bennett
Director of Sixth
Form

Tutors:

12PHA – Mr Hales

12KMO – Mrs Mottram

12KSP – Mrs Spinola

12CME – Mr Megarrell

12ACO – Miss Corry

12AJG – Mr Graham

12JS – Mrs Sutherland & Mr Haslam



PHS Sixth Form - Welcome



- Achieve **academic excellence**
- Experience **outstanding enrichment**
- Prepare well for **informed next steps**
 - Develop your **time management**
- Learn how **reflecting can improve your future outcomes**

THE START OF OUR FIRST
ASSEMBLY WITH YEAR 12 THIS
YEAR

Our offer is excellent...your commitment is
the key to your success.



Where will PHS Sixth Form take you?



Matilda Fenton – Sociology –
University of Edinburgh

Kiran Mukherjee – Physics –
University of Edinburgh.

James Oldfield – Music Production -
UCLAN

Poppy Lloyd – Acting (Musical
Theatre) - LIPA

Liam Bell – Biology – Aberystwyth
University

Nikita Bavisha – History –
Warwick University

Abigail Rule – Biological
Sciences – University of
Liverpool

Millie Carman – Philosophy,
Ethics and Religion – Bangor
University

James Hobart – Human
Geography with Planning –
Cardiff University

Lily Daniels – Law –
University of Liverpool

Isla Smith – Criminology
and Psychology – Coventry
University

Rory Noden – Geology - Durham
University

Luke Davies – Philosophy, Politics and
Economics – University of Leeds

Max Collins – Mathematics and Music
– University of Leeds

Hannah Hunter – Barclays – Degree
Level Apprenticeship

Harriet Nolan – Macann Advertising -
Apprenticeship

Lucy Jackson – Drama
– University of Essex

Samantha Travis – Sports
Performance – UA92

Samantha Currie –
Mathematics and Physics –
University of Bath

Tips from successful sixth formers...

TIPS FOR SIXTH FORM SUCCESS

ASK YOUR TEACHERS!

Although A-Levels encourage independent work, your teachers are there to help you! Speak to them or send them an email if you have any questions, and enquire about revision supplies as they know what is best. There is also a dedicated sixth form team that are there to support you - ask them too!



ORGANISATION!

Being organised is key to staying on top of your work. Focus on making key notes, keeping your folders tidy and up to date, and creating timetables for revision.



GET INVOLVED!

Engage with as many extra-curricular and enrichment activities as possible. They will contribute massively to your UCAS application.

UCAS

There is so much to get involved with such as: subject ambassadors, head student team, extended project qualification (EPQ), buddy reading and so on ...



Tips from successful sixth formers...

BALANCE!

Prioritise a set amount of frees on your timetable in which you are going to work. Leave the others to socialise and spend time with your friends. Having a balance is key.



REVISION!

With the amount of content that A-Levels demand, it is vital to plan your revision from an early stage.

Focusing on the 3 stages will allow for effective revision that you will find helpful ...

- 1 Preparation**
- 2 Performance**
- 3 Progress**

The full revision booklet is available on the school website.



Daily Expectations

- ▶ Students may wear their own clothes but please ensure anything worn is appropriate for both an 11-18 school and a workplace setting.
- ▶ Students may use their mobile phones outside lessons. During lessons, unless given permission to do so by the teacher, phones should be put away on silent.
- ▶ We expect the highest standards of behaviour from our Sixth Form students. Behaviour in class must be focused on progress at all times. No student is allowed to have alcohol, tobacco, e-cigarettes or illegal substances either on the premises or during any school related activity including on the way to and from school.
- ▶ Students must scan their ID badge each time they enter or leave the site – this is to ensure that we have an accurate list of who is on site should we have to evacuate the building.
- ▶ If driving to and parking on site (including scooters) students must complete a 'driver form'. Students with scooters must liaise with staff over where to park them.



Student Contracts

As a student you will:

- Attend all taught sessions, where absent due to illness this will be communicated appropriately to Mrs Tupman.
- Attend form tutor periods and assemblies. These are important times where we are able to share messages with you about your wider opportunities and key events. These periods of time also allow us to deliver an ambitious curriculum of personal development tailored to Post-16 education.
- Ensure that all Student Development Day activities are attended and that you take these opportunities to engage with guest speakers and the content of the sessions. These days are a statutory requirement of all PHS Sixth Form students. We work with students to review and reflect on the development of these days year on year.
- Attend required educational visits needed for both your courses and personal development.
- Work independently outside of taught sessions reflecting on your learning, utilising our Prepare Perform Progress revision strategy and actively testing your recall throughout your courses.
- Ensure that you meet all deadlines, both internal and external to PHS Sixth Form.
- Maintain well-ordered study notes and keep your Google Classroom and Google Drive accounts in order – checking these daily for any messages.
- Respond to staff feedback, both verbal and written, in a timely and detailed manner.
- Engage with monitoring and intervention processes where staff are concerned about your progress. For example, attending our staffed study space when required.
- Identify yourself as part of our community by wearing your lanyard on site and dress appropriately for an 11-18 site. This is a key safeguarding tool which allows us to offer casual dress as our clothing policy.
- Recognise that you are a role model for younger students, displaying excellent behaviour for learning and strong community values, being respectful to staff and peers – following our Educate Challenge Empower charter at all times.

- Student Contract
- Plagiarism Contract
- ICT Contract

Deadlines established for NEA and BTEC work are shared with exam boards. They are not flexible.

Signed – The Sixth Form Team

★ D Bennett
A. J. J.
G. Tupman

Sign your CENTRAL AGREEMENT SHEET

Registration Time

Every morning 8.45 – 9 (except Mondays Week 1 where tutor tracking and monitoring meetings take place)



Vision Ensuring students know what they want to achieve?

Effort Understanding effort and framing it in line with successful students

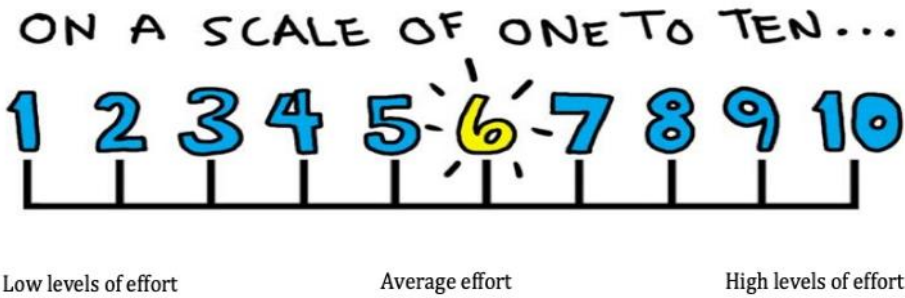
Systems Having strategies to organise learning and manage time

Practice Building methods to practice skills needed for success

Attitude Supporting students to use setbacks to aid their achievements

Try completing an Eisenhower Matrix for the next two weeks' tasks

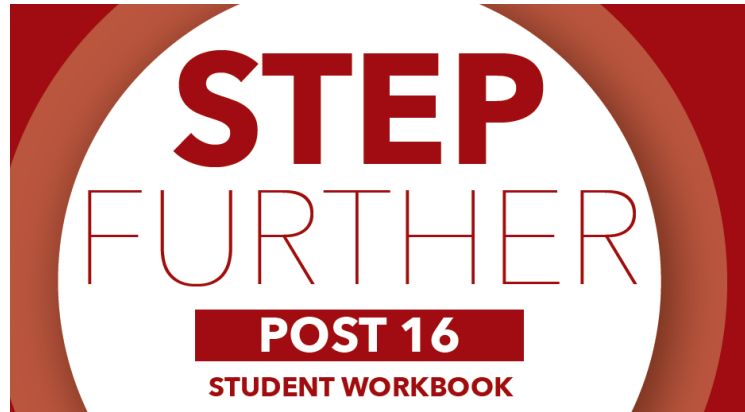
Important / Urgent		Important / Not urgent	
1		2	
Not important / Urgent		Not important / not urgent	
3		4	



Proactive attention	Active attention	Inactive attention
“fully focused, fired up, feeling fresh”	“plugged in, ticking along nicely”	“flagging” “fried” “foggy”

Registration Time

Every morning 8.45 – 9 (except Mondays Week 1 where tutor tracking and monitoring meetings take place)



TASK H: How much do you know about Apprenticeships? (Exercise H1-3)

Learning outcomes: You learn more about Apprenticeships. *Links to CDI learning ou*

How much do you know about Apprenticeships? Answers are over the page but don't had a go at this short quiz.

Exercise J1

TASK J: Researching Higher Education (Exercise J1)

Learning outcomes: You consider the return on investment in higher education. *Links to CDI learning outcomes: 14, 15.*

You may, or may not be thinking about continuing in education after you are 18. Even if you are not, it is a good idea to have a look at what higher education is all about. Remember, there is no upper age limit to when you can start a degree – these websites may still be of use to you at a (much) later date!

Link up the following websites to their 'Google' description:

<http://university.which.co.uk>
www.ucas.com
www.prospects.ac.uk
<https://sacu-student.com/>

www.unistats.com
www.push.co.uk/university.html
www.ukcoursefinder.com
www.thescholarshipclub.org.uk/

**** connects people to University, post Uni studies including teacher training, apprenticeships & internships. Find all the information for your next step.

The official website for comparing UK higher education course data.

The free & independent way to search *****? – find the best one for you, with

Exercise H1

1. Apprenticeships are only for young people who want to study a trade.
True ☐ False ☐ I don't know ☐
2. You learn all the skills for an Apprenticeship from your co-workers or colleagues.
True ☐ False ☐ I don't know ☐
3. Entrance to an Apprenticeship is competitive, there will be entrance requirements and you will need to treat the application process as seriously as for any job or university course.
True ☐ False ☐ I don't know ☐
4. Once you have done an Apprenticeship course, that's it – you are fully trained and there is no need to think about carrying on learning.
True ☐ False ☐ I don't know ☐
5. You get paid a wage while doing an Apprenticeship don't you?

TASK K: Where it is? (Exercise K1)

Learning outcomes: You consider the return on investment in higher education. *Links to CDI learning outcomes: 14, 15.*

If you are seriously considering going to university, it is really important that you research where you will be living for the next 3 (or more) years of your life while you study. If you are going to live away from home, attending an Open Day will give you a good flavour of the local area and also a firm idea on just how far away from your family you will be! Every year, UCAS reports on a large number of students who decline an offer of a place, or even give up shortly after starting a course because they hadn't taken geography into account.

Exercise K1

Have a practice locating university campuses across the United Kingdom. Use www.ucas.com and choose 5 universities – either choose 5 starting with the same initial as your surname or family name – or 5 universities offering a course that you are interested in. Use the map below to plot where you live and the position of the 5 universities.



Town/City	Miles	Cost
1. <input type="text"/>	<input type="text"/>	<input type="text"/>
2. <input type="text"/>	<input type="text"/>	<input type="text"/>
3. <input type="text"/>	<input type="text"/>	<input type="text"/>
4. <input type="text"/>	<input type="text"/>	<input type="text"/>
5. <input type="text"/>	<input type="text"/>	<input type="text"/>

TASK R: Apply Online (Exercise R1-2)

Learning outcomes: You are aware of places to look for employment opportunities and learn more about online applications. *Links to CDI learning outcome: 16.*

Many, if not all, the opportunities you will apply for during your learning and work life will involve online application systems. Examples include: www.ucas.com for university applications, or job search sites for example: www.gov.uk/jobsearch, www.jobcentreonline.com (Northern Ireland), or www.indeed.co.uk, www.jobsite.co.uk, www.reed.co.uk, www.monster.co.uk or any of the apprenticeship search sites listed on page 12.

Exercise R1

Choose one of the sites from the text above. Write some simple instructions to explain to someone using that site for the first time how to:

- Register to get a username and password
- Search for a course or opportunity
- Complete and submit an application

Student Development Days

A compulsory part of our package.

27th September 6 th Form Induction	23rd November Skills for Life	23rd January Sixth Form Conference – Today's Changing World	29th February Study / Life Skills	16th July Health and Wellbeing
<ul style="list-style-type: none"> First month's check with Form Tutor Rights and Responsibilities of Young People – Debate Brand New You delivered by UA92 (Teaches learners the importance of developing a personal brand in the modern world from the internet profile, and the value of their network?) Skills School delivered by UA92 (Encourages learners to build transferable skills and shows them how these are important in the world of work and university) 	<ul style="list-style-type: none"> Think, Drive, <u>Survive</u> delivered by Cheshire Fire and Rescue (essential skills for young drivers AND their passengers) Finance delivered by a variety of visitors (teaching students finance essentials, tax, credit etc) Managing your online profile delivered by outside speaker. 	<ul style="list-style-type: none"> Guest speakers from a range of backgrounds Opportunity to develop skills of communication. Debate shifts in society's values. <p>This event is new for 2024 – we are in the designing stages.</p>	<ul style="list-style-type: none"> Revision strategies delivered by Form Tutors First Aid Training Preparing for UCAS session delivered by Form Tutors and Sixth Form Team Samaritans – Healthy minds and bodies 	<ul style="list-style-type: none"> Festival safety Personal Statement Preparation UCAS application workshop Finance (continuation from November) Anthony Nolan Trust – Cancer awareness END OF YEAR SOCIAL

Crucial in providing support for our Employ group and UCAS application process.

Important in ensuring a wider curriculum that students can refer to in personal statements.

Covering content students request!

Packed with guest speakers from outside of PHS.

Monitoring Progress

- ▶ Students will all be issued with Guidance Grades which are calculated using the ALPS Performance Indicator System. The targets are based on the students' prior attainment at GCSE and we will use these to chart a students progress.
- ▶ First Month's check (internal), October 2023 – graded 1, 2 or 3 to show initial level of engagement with course. Parents will be contacted where concerns are raised.
- ▶ November 2023, first data collection from subject tutors. Criteria relate to:
 - Effort
 - Meeting deadlines
 - Attainment Standard
 - Attendance

A copy of this is sent home to parents via SIMs-In Touch on 21st November



Monitoring Progress

- 31st October to 3rd November Internal Assessment Week - subject tutors assess students' performance against Guidance Grade data. Results of these assessments issued to parents via SIMS InTouch on 21st November.
- 30th November – Parents' Evening.
- 15th – 19th January – Internal Examination week.
- 29th April – 3rd May – Mock Exam Week
- 11th June - Written reports charting students' progress and future targets issued via students.

Student Attendance

- If a student is not able to come to school, please ensure you telephone the Sixth Form absence line on the morning of the absence or email Mrs Tupman directly (gtupman@phs.cheshire.sch.uk) . Non-emergency dental/doctor/hospital/optician etc appointments should be booked OUTSIDE of lesson times.
- Students must complete a form for any exceptional leave requests, this can be collected from Mrs Tupman.
- Driving lessons should NEVER be booked at a time that overlaps with registrations, lessons or any other school activity.
- Where we have concerns regarding a student's attendance, parents may be contacted.

16-19 Bursary Applications are open.



1. ABOUT THE SCHEME

The 16-19 Bursary Fund is designed to help support those young people who face the greatest barriers to continuing in education or training post-16. It is a "something for something" scheme and students who work hard and attend all lessons and sessions punctually will receive all of their Bursary payments.

2. DO I QUALIFY FOR A BURSARY?

To be eligible to receive a bursary the young person must be aged under 19 on 31 August in the academic year in which they start their programme of study. You may be eligible for an award if you meet either of the criteria listed below:-

Guaranteed Bursary	Discretionary Bursary
Any <u>student</u> who is:- <ul style="list-style-type: none">•in care•a care leaver•getting Income Support or Universal Credit in their own right because they support themselves•getting Employment Support Allowance/ Universal Credit and Disability Living Allowance or Personal Independence Payments in their own right	A student who lives in a household where the gross annual household income is £25,000 or less <u>may</u> be entitled to payments from the fund. <div style="background-color: red; height: 10px; width: 100%;"></div>



HOW DO I APPLY FOR A BURSARY? In order to assess your eligibility for support certain details of circumstances and income are necessary, so we ask you to complete an application form which is available to take tonight or to download from our website www.phs.cheshire.sch.uk/sixthform/financial-support

WHEN DO I APPLY? You may apply as soon as you have enrolled at School and all applications must be handed in by Friday 29th September 2023. Applications may be made throughout the year, particularly if your financial circumstances change, but the School cannot guarantee that funds will still be available for applications received later in the year or that a student will receive the same level of funding, pro-rata, that students applying at the start of the year receive.

Please ensure that you have completed all relevant fields on the application form and that you submit all appropriate supporting evidence with your application. Failure to fully complete your form or to provide evidence with your application will result in your application being delayed or rejected.

Study Lessons

- Dedicated study facilities upstairs in the Sixth Form Centre
- Successful A Level students (securing 3As or higher) complete around 20 hours of independent study each week.
- If students choose to go home to study, they must scan out at one of the site exits. This is a statutory requirement for safeguarding and Health and Safety purposes. They must also scan back in on their return.
- Students may bring their own laptop or tablet to work on during the school day and there are various work stations in the Sixth Form Centre for this. The laptop or tablet remains the students responsibility at all times and should not be left unattended.



Pastoral Support

Students emotional wellbeing is always closely linked with good achievement. Students can seek support from:

- Their Form Tutor
- Mrs Tupman our Welfare Officer
- We work in close partnership with a number of external agencies

Enrich

Opportunities to add breadth to your academic curriculum. Acquire skills and knowledge and stand out from the crowd. – We expect all students to be involved in at least one community enrichment project.

- In-class support with the learning support team.
- Cultural Passport Ambassadors
- Community support for local seniors.
- Buddy Reading – helping those who find this challenging in main school.
- Year 7 Pastoral Support
- Dance Club Leadership
- House Leadership
- Eco Group Leadership
- Pride Youth Network
- Friends for Leisure
- Subject Ambassadors
- Extended Project Qualifications (EPQ)
- Massive Open Online Courses (MOOCS)
- Open Learn
- Senior Sports Teams
- Debating Society
- Charity Work
- National Citizenship Service
- Performing Arts Groups
- Barclays Life Skills
-and many more....

Booklets have been shared with students – sign up sheets are with tutors.

The Extended Project Qualification (EPQ)

- The EPQ is a research project that will run throughout Year 12. It will be launched this month and then will be completed by May.
- It is worth half an A level:
- A* grade is worth 28 UCAS points
- A grade worth 24 UCAS points
- A very highly respected and sought after qualification



What does the EPQ involve?

- The focused and detailed study of a topic of the candidate's choosing.
- A research log documenting their research methods and progress and critical evaluation
- Two Future Learn courses and teaching sessions on study skills, research methods and critical analysis
- A 5000 word essay OR product
- A presentation to an audience with a live Q&A
- Results will be available in August so the qualification is complete ahead of UCAS applications.

Examples of EPQ 'Products'

- Students in the past – instead of the essay have chosen to do:
- Art work and installation pieces
- Short stories
- Drama and Dance pieces
- Events
- Models of architectural designs
- Computer Programs
- Lighting designs for shows

For more information visit:

<https://youtu.be/5gAyXHgovlk>

This presentation will be shared on our website after the evening.

YEAR 12 WORK EXPERIENCE WEEK

20th - 24th May 2024



WHO?

- This is an opportunity for **ALL** of you to spend a week focusing on developing your life skills and knowledge of the workplace.
- It is **NOT OPTIONAL.**



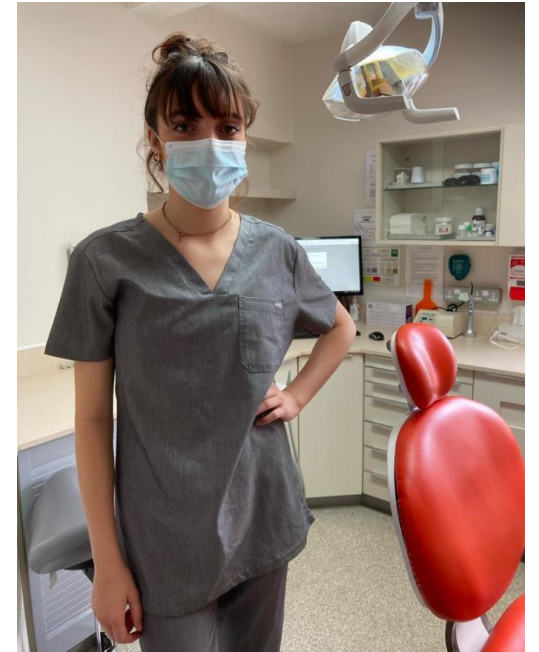
WHEN?

- You are off timetable for Work Experience Week.
- 20th – 24th May 2024

WHY?

So you can....

- gain experience of a work place.
- develop your employability skills.
- experience a type of work place.
- develop understanding of a role you may like to do in the future.
- develop confidence in your abilities.
- develop interpersonal skills.
- meet entry requirements for some university courses or apprenticeships as needed.



WHERE DID
STUDENTS
GO THIS
YEAR?



WORK SKILLS

This will give you...

- Exposure to a business you are interested in working in.
- **Exposure to a business that has a role you may like experience in, to see if it suits you.**
- Experience of a business that works in the general employment sector you are interested in.
- **The opportunity to develop skills you may need for employment in the future.**
- **Local, national, or international companies are all options.**

Securing your Work Placement HOW?

1. Assembly today is the start of the process.
2. You are required to find your own placement – you all have different interests and career plans.
3. Ask around friends, family and any contacts you or your family have to enquire about supporting you with a five day work placement.
4. Remember, contacting companies directly is also a good idea – being self motivated to do this makes a great first impression!
5. You will all be given a Self Placement Form which must be completed and returned to Mrs Bibby once you secure your placement.
6. These must all be returned by Friday 22nd March 2024.

Start Looking Now!

Careers Advice and Events

Careers Advisor

We have an independent Careers Advisor, Mrs Rush who works in school on Mondays and Tuesdays. Students can request an appointment to meet with Mrs Rush via Mrs Bibby at any time. Mrs Rush operates an informal 'Drop-In' service at lunch times if students have any questions.

Mrs Rush also offers a Careers Helpdesk for parents via email at careers@phs.cheshire.sch.uk

UCAS Convention - 6th March

We take the whole of Year 12 to the UCAS Convention each year in March. This careers event offers:

- Live application clinics and personal statement workshops
- Careers Zone for apprenticeships and other non-university options
- Course and careers taster sessions
- Student talks and Q&As
- Expert advice on how to research and choose what's right for you
- The chance to explore and meet unis, colleges and employers face-to-face

Early Entry – Dentistry, Medicine, Veterinary Sciences, Oxford or Cambridge

We hold separate events for our Early Entry cohort.



Your support

- Only take holidays in school holidays, continuity is an essential part of A level study.
- Continue the partnership many of you have established with the school. To the parents of our new entrants – welcome to the partnership.
- Share your concerns with us.



Please also encourage students to:

- ❖ Limit the time they spend in paid work.
- ❖ Be independent learners taking responsibility for their own futures.
- ❖ Become involved in activities which will impress admissions tutors and employers.
- ❖ Maintain a balance between academic work and their social lives.
(They should spend at least 15 -20 hours a week outside lessons on academic work).
- ❖ Be resilient in the face of difficulties
- ❖ Avoid gaming/computer/phone use that damages sleep patterns.

Thank You

Any Individual questions, please email the appropriate member of staff:

Progress – Mrs Cutler, acutler@phs.cheshire.sch.uk

Pastoral/Welfare – Mrs Tupman,
gtupman@phs.cheshire.sch.uk

Please follow us on Twitter for information and updates:

@PHS_SixthForm



Poynton Sixth Form

Key Dates

- Progress Grades via email – 21st November
- Internal Assessment Week – 31st October – 3rd November
- Parents Evening – 30th November
- UCAS Convention – 6th March
- Work Experience Self Placement Form Deadline – 22nd March
- Work Experience Week – 20th – 24th May
- Written Report – 11th June

The Sixth Form Team:

Mrs Cutler – Head of Year 12

acutler@phs.cheshire.sch.uk

Mrs Tupman – Sixth Form Welfare Officer

gtupman@phs.cheshire.sch.uk

Mrs Bibby – Sixth Form Support Officer

Mrs Hardicre – Head of Year 13

Mr Bennett - Director of Sixth Form



@PHS_SixthForm



Poynton Sixth Form

Key Dates

- Progress Grades via email – 21st November
- Internal Assessment Week – 31st October – 3rd November
- Parents Evening – 30th November
- UCAS Convention – 6th March
- Work Experience Self Placement Form Deadline – 22nd March
- Work Experience Week – 20th – 24th May
- Written Report – 11th June

The Sixth Form Team:

Mrs Cutler – Head of Year 12

acutler@phs.cheshire.sch.uk

Mrs Tupman – Sixth Form Welfare Officer

gtupman@phs.cheshire.sch.uk

Mrs Bibby – Sixth Form Support Officer

Mrs Hardicre – Head of Year 13

Mr Bennett - Director of Sixth Form



@PHS_SixthForm

Do Now Task...

While you wait, please draw a push bike (one you pedal) in the box below:

My score out of 5 =



Do Now Task...

While you wait, please draw a push bike (one you pedal) in the box below:

My score out of 5 =

